







# LOGIQ *e*


## Transducer Guide

The LOGIQ\* *e* features a wide range of applications that increase your system's versatility across general imaging, anesthesia, musculoskeletal, interventional, emergency and critical care. The transducers feature a ComfortScan design that maximizes ease of use, ergonomics and patient comfort. A lightweight transducer cable minimizes strain, to better facilitate transducer placement.

Transducer	Description	Applications	Footprint	Bandwidth	Biopsy Guide
 8L-RS	Wide-band linear array	Peripheral vascular, small parts	14.2 x 47 mm	4.0–12.0 MHz Imaging Frequency	Multi angle
 9L-RS	Wide-band linear array	Peripheral vascular, vascular access, musculoskeletal	14.1 x 53 mm	3.33–10.0 MHz Imaging Frequency	Multi angle
 12L-RS	Wide-band linear array	Peripheral vascular, small parts, musculoskeletal, nerve blocks, superficial thoracic/pleural, needle guidance	12.7 x 47.1 mm	5.0–13.0 MHz Imaging Frequency	Multi angle out-of-plane
 16L-RS†	Wide-band high-frequency linear array	Peripheral vascular, small parts, musculoskeletal, nerve blocks, superficial	12.7 x 43.4 mm	8.0–16.0 MHz Imaging Frequency	Not available
 i12L-RS	Wide-band linear array	Intraoperative, vascular, musculoskeletal, nerve block, small parts, pediatrics	12.2 x 32 mm	4.0–10.0 MHz Imaging Frequency	Not available
 3S-RS	Wide-band phased array	Adult and pediatric cardiac, abdomen, OB/GYN, thoracic/pleural	19.3 x 27.6 mm	1.7–4.0 MHz Imaging Frequency	Multi angle

†only available in Europe



Transducer	Description	Applications	Footprint	Bandwidth	Biopsy Guide
 6S-RS	Wide-band phased array	Pediatric, cardiac, abdomen, GYN	16.8 x 23.5 mm	2.5–7.0 MHz Imaging Frequency	Not available
 4C-RS	Wide-band convex array	Abdomen, OB/GYN, hip, spine, bladder, conventional musculoskeletal	18.3 x 66.2 mm	2.0–5.5 MHz Imaging Frequency	Multi angle
 8C-RS	Wide-band microconvex array	Intraoperative, pediatric abdomen, neonatal cephalic, small parts	12 x 22 mm	4.0–10.0 MHz Imaging Frequency	Not available
 E8C-RS	Wide-band microconvex array	Intercavitary probe, i.e. transvaginal and transrectal exams	16.9 x 21.2 mm	4.0–10.0 MHz Imaging Frequency	Fixed angle
 6Tc-RS	TEE	Cardiac	L45 x W14 (x H12.5) mm	2.9–8.0 MHz Imaging Frequency	Not available
 i739L-RS	Wide-band linear array	Interoperative, vascular, small parts	14 x 48 mm	3.5–10.0 MHz Imaging Frequency	Not available
 T739L-RS	Wide-band linear array	Vascular, interoperative, small parts	14 x 48 mm	3.5–10.0 MHz Imaging Frequency	Not available

GE Healthcare  
9900 Innovation Drive  
Wauwatosa, WI 53226  
888 526 5144  
U.S.A.

[www.gehealthcare.com](http://www.gehealthcare.com)



© 2011 General Electric Company – All rights reserved.  
GE Healthcare, a division of General Electric Company.

General Electric Company reserves the right to make changes in specifications and features shown herein, or discontinue the product described at any time without notice or obligation. Contact your GE representative for the most current information.

\*GE, GE Monogram and LOGIQ are trademarks of General Electric Company.

GE Medical Systems Ultrasound & Primary Care Diagnostics, LLC, a General Electric Company, doing business as GE Healthcare.